

WOLOLS® BINGO!

You will need

- Wolols pictures
- Wolols Bingo boards
- Scissors
- A basket, bowl or box, to keep the bingo game and use it to pull out the pictures cards during the game
- Game markers: buttons, small pieces of paper, whatever you find to cover the pictures on the card boards

Adding fun: small biscuits, little chocolates, gummies or small marshmallows are great for game markers - and the kids can eat some too!

How to do it

Print on card stock. They look nicer and hold up better!

- Print off Wolols picture cards and cut out along the squares of each picture
- Print off Wolols bingo boards

If not possible

- Cut out a piece of cardboard of the length of the Wolols picture page
- Glue the Wolols picture page onto the cardboard
- Cut out along the squares of each picture
- Your bingo cards are ready!
- Now just print the bingo boards you need (there are 10 different) and play!

You can do the same with the bingo boards. This way, your bingo game will be firmer and durable!



Cut out



Bingo cards are ready!

WOLOLS® BINGO!

Set-Up:

- Be sure to print off enough bingo boards for each one who wants to play (each one will need a different card)
- Place the bingo cards into a basket, bowl, box or something you can easily pull out from
- Give each player enough game markers

Basic Bingo Rules

- Wolols Bingo boards have 25 squares.
- One player is the caller
- The caller pulls out one picture from the box, and if the picture is on a player's board, its square may be covered with a game marker
- When a player has a full line straight across a row, or straight down a column, he yells out "bingo!" and win the game

Board Variations for Kids

You can change the winning board layout to keep the game more exciting.

Here are some ideas:

- the first person to form an "x" across his or her board wins, or
- the first person to have a diagonal line, or
- the first person to have the four corners, or
- one specific row, or
- one specific column.




Clown Caco



Pirate Tato




Explorer Tato



Racer Caco




Soccer Caco



Cowee thumb up



Flamenco Wola



Weva the fairy



Queen Wola



Super-Wola



Weva the witch



Wola ballerina




Tato WoBox




Super-Weva




Tato Wow-Idea




Tato crafting



Wola loves books



Caco thumb up



Wololand




Weva the unicorn



Rocket Cowee



Artist Cowee




Racer Cowee




Caco dancing




Wola loves costumes




Weva



Weva loves to paint




Caco grumpy bomb



Happy Cowee




Cowee yummy!




The Wolols reading



The Wolols cooking



Tato



Caco



Caco Wolf

Wolols Bingo Board 1



Wolols Bingo Board 2



Wolols Bingo Board 3



Wolols Bingo Board 4



Wolols Bingo Board 5



Wolols Bingo Board 6



Wolols Bingo Board 7



Wolols Bingo Board 8



Wolols Bingo Board 9



Wolols Bingo Board 10

